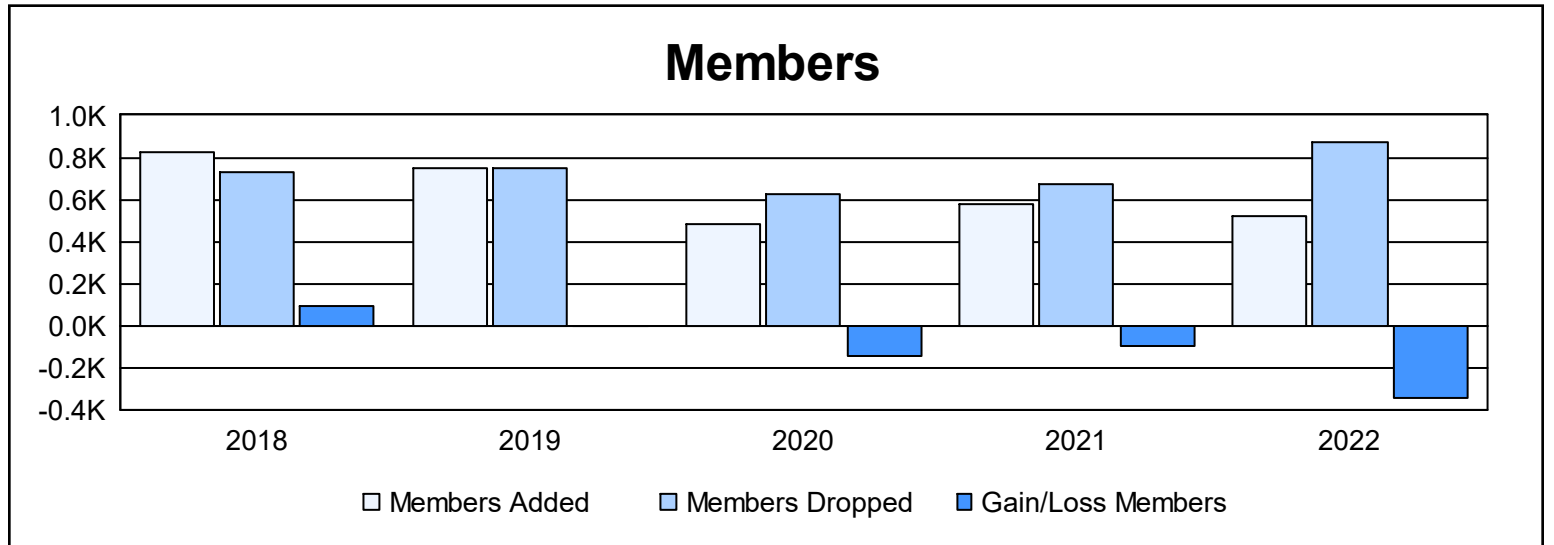
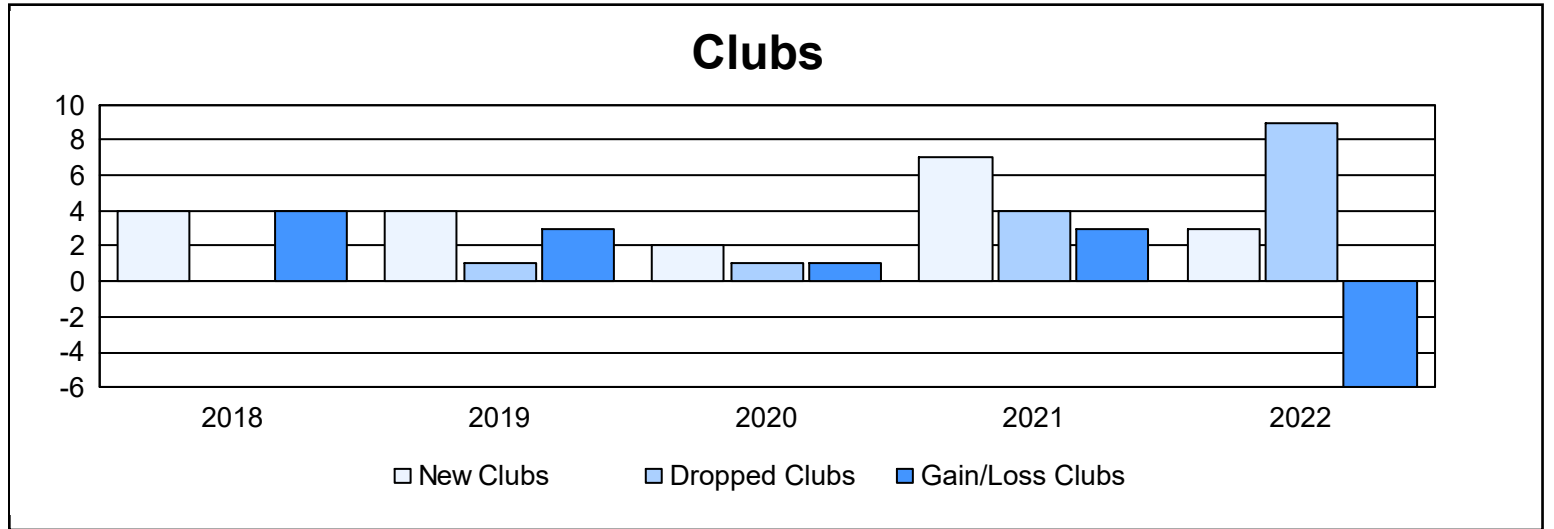


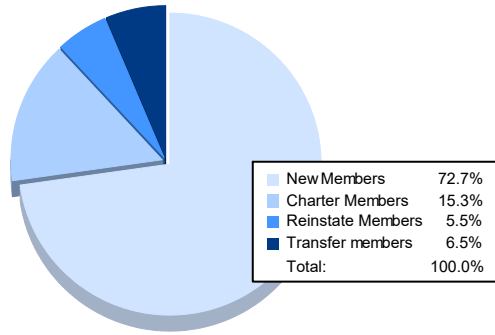
**Multiple District N**

As of June 2022 Cumulative

Year	New Clubs	Dropped Clubs	Gain/ Loss Clubs	New Members	Charter Members	Reinstate Members	Transfer Members	Total Member Added	Total Members Dropped	Gain/ Loss Members
2017-2018	4	0	4	635	100	47	41	823	729	94
2018-2019	4	1	3	551	141	25	32	749	752	-3
2019-2020	2	1	1	378	53	19	28	478	622	-144
2020-2021	7	4	3	375	172	13	18	578	673	-95
2021-2022	3	9	-6	380	80	29	34	523	870	-347
<b>Average</b>	<b>4</b>	<b>3</b>	<b>1</b>	<b>464</b>	<b>109</b>	<b>27</b>	<b>31</b>	<b>630</b>	<b>729</b>	<b>-99</b>



### Membership Composition June 2022 Cumulative



### Gender Composition June 2022 Cumulative

